

TEL. 9575997, 9567298, 9554725

PABX-575,

**Corregendum**

Mail: fxdeal@janatabank-bd.com

Exchange Rate Circular - 67

**EFFECTIVE DATE: 06-07 April'2020****JANATA BANK LIMITED**

TREASURY DEPT.(FRONT OFFICE)

HEAD OFFICE,DHAKA

**INDICATIVE ONLY: Rates may vary in the same day****For Previous Rate Sheet Click**<https://goo.gl/URA0t4>DATE : **06 Apr 2020****Monday**

A) CROSS RATE OF SYD, TOK, HKG &amp; S.E. ASIAN MARKETS AS ON 06/04/2020

	GBP/USD	EUR/USD	USD/JPY	USD/C.DLR	USD/S.FRA	AUD/USD
SELLING	1.2242	1.0818	108.8300	1.4179	0.9770	0.6053
BUYING	1.2236	1.0816	108.8600	1.4183	0.9774	0.6053

B) JANATA BANK LTD'S CASH

CURRENCY &amp; T.C TO PUBLIC TK PER UNIT OF FOREIGN CURRENCY

SELLING	CURRENCY	BUYING	SELLING	CURRENCY	BUYING
87.7000	US Dollar	86.6000	23.6000	Saudi Riyal	22.8000
106.1000	G. B. Pound	104.5000	24.0000	UAE. Dirham	23.0000
95.4000	Euro	93.5000	21.0000	MAL.Ringit	20.0000
54.5000	Aus. Dollar	52.5000	1.2400	Indian Rupee	1.1800

**BE SAME AS SELLING T.T.& O.D AND BUYING O.D. TRANSFER**

C) SELLING		NAME OF CURRENCY	BUYING			
T.T.& O.D.	B.C.		T.T.CLEAN	T.T.DOC	O.D.SIGHT EXP.BILLS	O.D. TRANSFER
84.9500	84.9500	US Dollar	84.2000	84.1500	84.1000	83.9000
104.8956	105.0324	G. B. POUND	103.6123	103.3022	103.0997	102.6773
94.0804	94.2129	EURO	92.7764	92.4291	92.2117	91.3443
0.8028	0.8081	JP.YEN	0.7816	0.7748	0.7735	0.7707
61.8859	62.0282	CAN.DLR	61.7972	61.6282	61.4439	60.8496
87.5947	87.7654	SWISS.FRANC	86.9199	86.7278	86.6449	86.5420
222.1993	222.7636	OMANIAN RIYAL	219.1273	218.8935	218.2515	217.9295
11.0000	11.4422	H.K.DLR	10.9324	10.9208	10.8889	10.8570
62.3413	63.1014	SING.DLR	61.8407		61.6066	60.3696
2.5949	2.6058	THI.BAHT	2.5685		2.5583	2.5508
19.5701	19.6269	MAL.RINGIT	19.3384		19.2614	19.2050
23.3010	23.3092	UAE.DIRHAM			22.9816	22.9143
22.7546	22.8126	SAUDI RIYAL			22.4439	22.3800
23.5000	23.6000	QATAR RIYAL				21.5000
279.8235	280.1206	KUWAIT DINAR				271.0000
224.0027	224.0822	BAHRAIN DINAR				219.2478
12.8125	13.0234	CHINESE YUAN				11.5000

D) USANCE RATE:	30 DAYS	60 DAYS	90 DAYS	120 DAYS	150 DAYS	180 DAYS
US Dollar	83.5988	83.1077	82.6165	82.1253	81.6342	81.1430
G. B. POUND	102.4953	101.8909	101.0275	100.6821	100.0777	99.4733
EURO	91.6705	91.1293	90.3562	90.0469	89.5057	88.9645

E) FORWARD RATE:		1 MONTH	2 MONTHS	3 MONTHS	6 MONTHS	1 YEAR
SELLING	US Dollar	86.0894	86.5287	86.9181	88.2861	0.0000
BUYING	US Dollar	85.0982	85.1964	85.4946	85.6893	0.0000


F) NFCD INTT RATE, EFFECT ON: 01.04.2020 To 15.04.2020	1 MONTH	3 MONTHS	6 MONTHS	12 MONTHS	
US Dollar		0.73450	1.18338	0.84175	0.76400
G. B. POUND		0.00238	0.32025	0.47863	0.61150
EURO		0.00000	0.00000	0.00000	0.00000

**G) LIBOR AS ON 03/04/2020 , 60 DAYS 1.20200 90 DAYS 1.38738 180 DAYS 1.20888**


H) INDICATIVE RATE OF 01 SDR ,USD WITH NTL, CUR OF ACU MEMBERS AS IMF RATE 03/04/2020	IN.RS	N.RS	SL.RS	PK.RS	BD TK	USD
USD 1	75.8276	116.5944	185.4868	142.5632	84.5800	
SDR 1	103.0021	158.3787	251.9603	193.6540	114.8912	1.3584

IN CASE OF AUS. DOLLAR CASH RATE WILL BE USED FOR T.T ALSO


Rates mentioned in row C, D, E and F are applicable only for bank's own customers.



Md. Nur Islam  
PO  
Prepared By



M.M Awrangzeb  
AGM  
Checked By



Md. Tofazzal Hossain  
DGM  
Authorised Signature